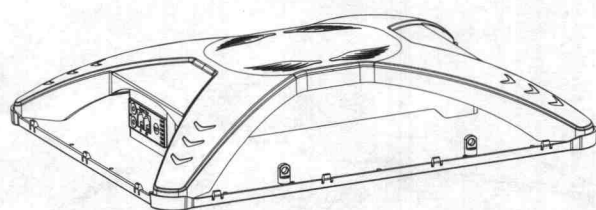


LED Grow Light

Installation Instructions



60W/100W

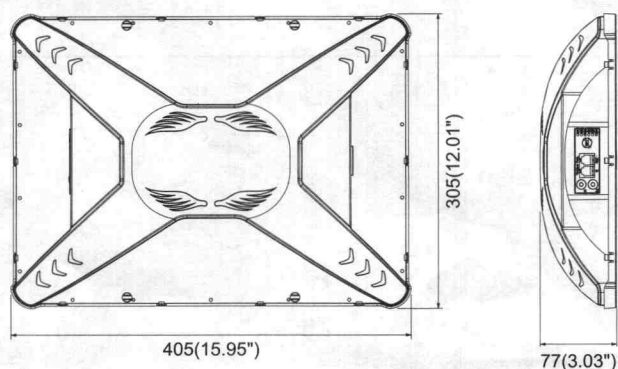


200W/480W

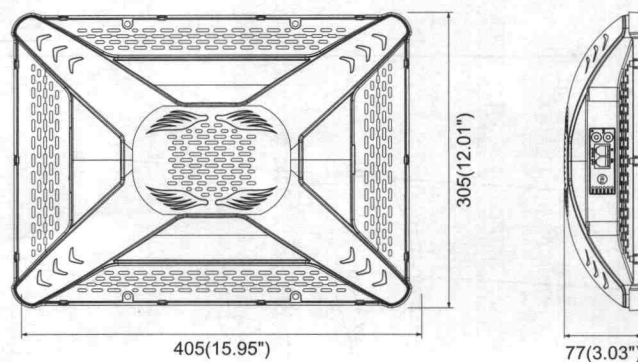


Physical Dimensions(Unit: mm/inch)

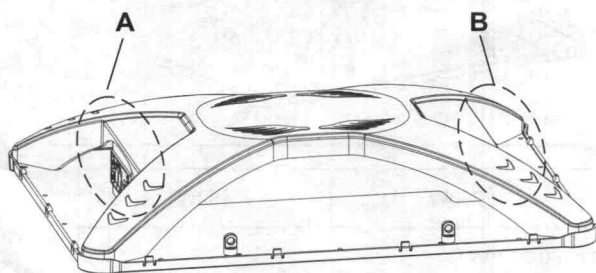
60W/100W



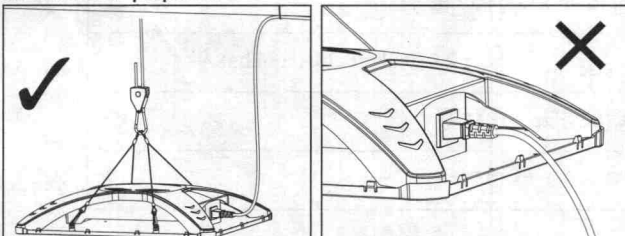
200W/480W



There are 3 dimming modes of the driver, each of them suitable for different applications.



The AC cable must be secured to avoid damage to the connector caused by gravity. The diagram depicts the wire-fixing method is for illustration purposes.



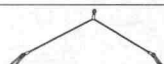
Accessories



1 x 2.5m Input Cable



1 x Ratchet Hanger Ropes



2 x V type Hanging Ropes

A

None
DIM-

Audio network port can connect external dimming controller.

The keys dimming, adjust the light luminance according to different gear.

Control Port

IN OUT IN OUT

SET

○ OFF
○ 25%
○ 50%
○ 75%
○ 100%
○ EXT

Rj12 network port can connect to two kinds of dimming controller : 0-10V, PWM.

1. None
2. DIM+
3. DIM-
4. DIM+
5. DIM-
6. None

Note: If using RJ12 interface, set bottom dimming to Ext.

B

①

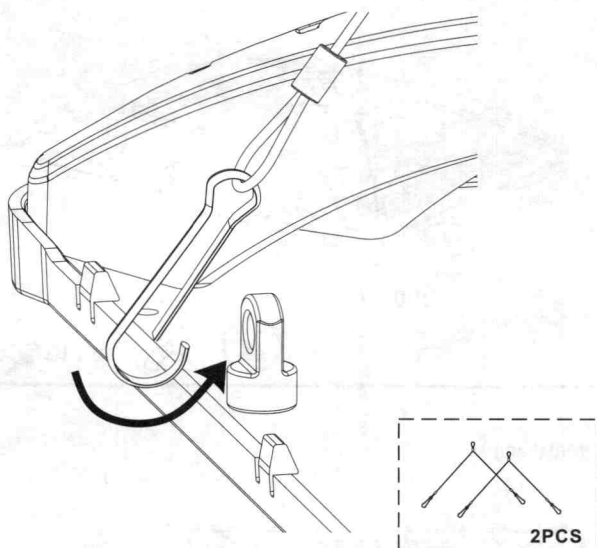
②

LED Grow Light

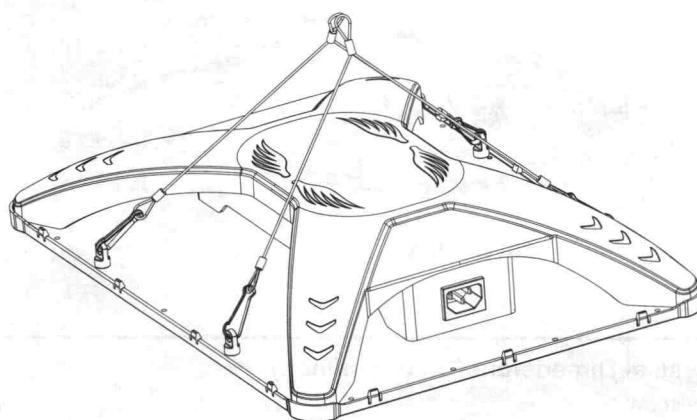
Installation Instructions



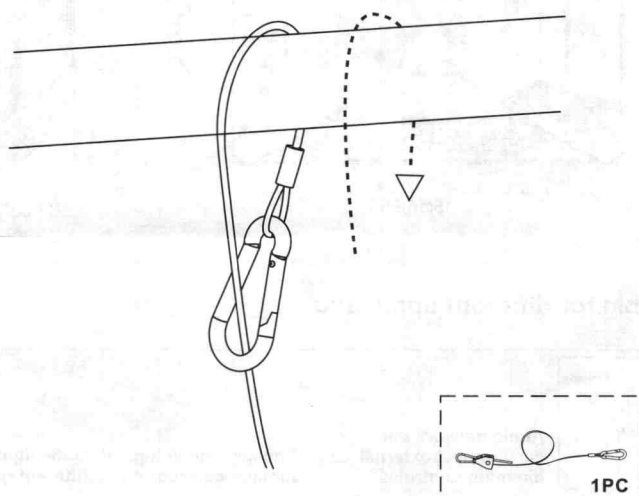
1. ✕



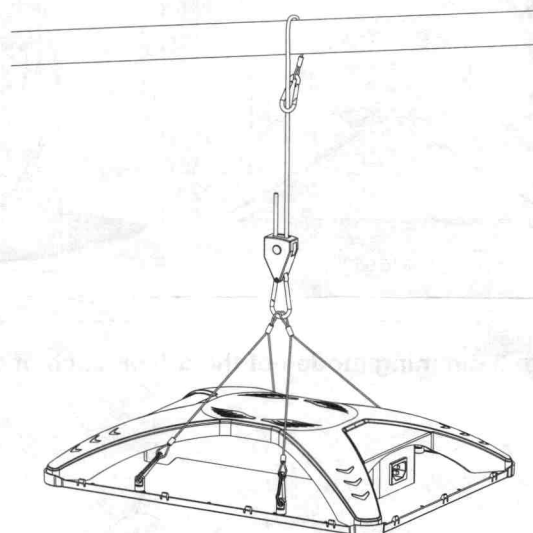
2. ✕



3. ✕



4. ✕



Product Specifications	60W	100W	200W	480W
Input Voltage	100-240 VAC / 100-277 VAC			
Power Frequency	50/60 Hz			
Outlook Dimensions	405x305x77mm(15.95"x12.01"x3.03")			
Luminaire Net Weight	1.97±0.3kg(4.34±0.66Lbs)		2.9±0.3kg(6.39±0.66Lbs)	
Working Temperature	0°C to +40°C(32°F to +104°F)			
Storing Temperature	-40°C to +70°C(-40°F to +158°F)			

- The light source contained in this luminaire shall only be replaced by the manufacturer or his service agent or a similar qualified person.
- For type Y attachments:
if the external flexible cable or cord of this luminaire is damaged, it shall be exclusively replaced by the manufacturer or his service agent or a similar qualified person in order to avoid a hazard.